



# How to use your free school meals vouchers



Your school or Edenred will send you an email or a letter.

An **eCode** looks like this:

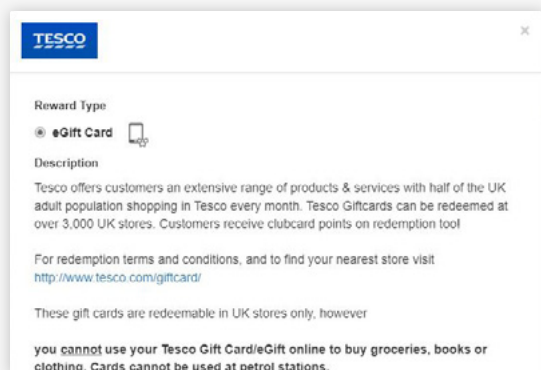

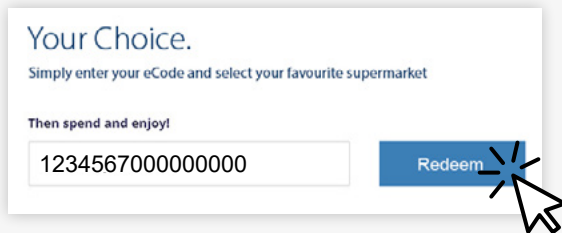
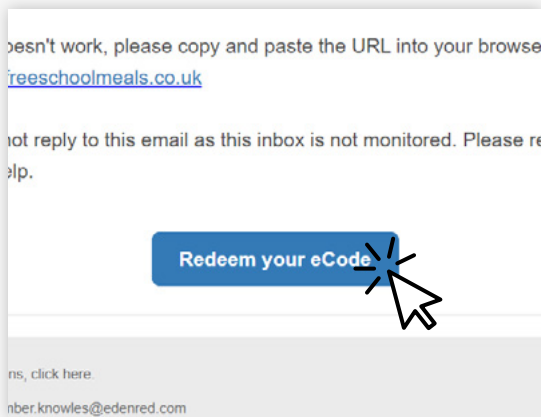
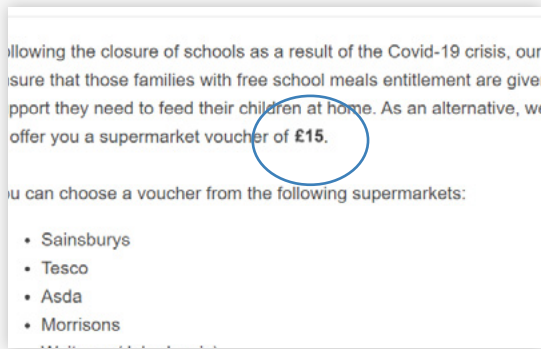
Redemption eCode:  
**1234567000000000**

If the email or letter contains a code with 16 numbers, it is an **eCode**. For eCodes, start at [step 1](#) below.

An **eGift card** with a barcode looks like this:



If you get a letter and it has a barcode it is an **eGift card**. For eGift cards, start at [step 10](#) below.



1

The email or letter with the eCode will tell you how much money the eCode is worth. You need to go online to swap this code for an eGift card (an online voucher).

2

Click on the **Redeem your eCode** button in the email or visit [www.freeschoolmeals.co.uk](http://www.freeschoolmeals.co.uk).

3

Enter the code into the box on the website and click on **Redeem**.

4

Choose your supermarket.

Value

 Min of £1 - in multiples of £1

Close **Add to basket**

**Tesco**  
£15   
The full code value must be spent before you can checkout, you can't redeem a partial code amount.  
**Checkout**

Email\*   
Confirm Email\*

**TESCO**  
Gift Card

Your Tesco digital gift card

**One card, thousands of choices.**

**TESCO** Gift Card Your £15.00 digital gift card

CARD NUMBER 5045075014429215123 PIN 4604

**Barcode**

Gift card value: **£ 15.00**

Please keep your digital gift card number secure. Your card number is unique and the total value can only be redeemed once.

**Spending in store**

- You can spend your Tesco digital gift card at any UK Tesco store
- You cannot redeem your digital gift card in Tesco petrol stations
- To spend in store, simply print it out and present at the till with the barcode clearly visible
- For convenience, your digital gift card can be cut out and stored in your wallet

**Redemption**

- Please present your digital gift card at the till and visible to the Tesco colleague. If using your mobile device, you will be asked to present the barcode to the scanner by the Tesco colleague.
- If the barcode does not scan then a Tesco colleague can manually input the digital gift card number (19 digits) and pin (4 digits) which will be located above the barcode.
- If this does not work then the Tesco digital gift card will require manual authorisation. Please go to the customer service desk for further help and information.

**5** Choose the amount of money you want to order.

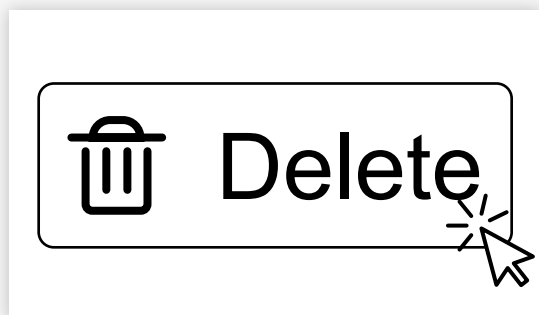
**6** Click on **Add to basket** to confirm your choice.

**7** Click on **Checkout** and enter your email address.

**8** The eGift card (online vouchers) will be sent to your email address within 24 hours. If the email does not arrive, check your junk mail folder. The email will have the eGift card in it. The eGift card has a barcode or a link to see a barcode online.

If your eGift card has not arrived, [click here for more help](#) (see page 6).

If you have an **Iceland eGift card**, this will not have a barcode and the card number can be used instead (skip to [step 10](#)).



**9** If you cannot see a barcode it could be because the pictures are not showing. You may need to click on **Download images** to see the barcode. You will need the barcode to use the eGift card to pay at the supermarket.

**10** Take the eGift card (online voucher) into the shop and show it at the till to pay. You can show the eGift card on your mobile phone screen or print it out. [Click here for more tips](#) or help with using eGift cards (see page 4).

**11** After you have spent all the money on the eGift card (online voucher) it cannot be used again. Please delete the email or throw away the printed eGift card.

To check how much money is left on your eGift card, ask the supermarket's customer services team when you are in store. Some supermarkets also let you check by phone or on their website.

[Click here for more help >](#)

[Click here for recipes and shopping lists from Change4Life >](#)