



Stewards Academy
Year 8 French
Spring 2 Blended Learning
Booklet

Mon identité (*My identity*)

Name

Form

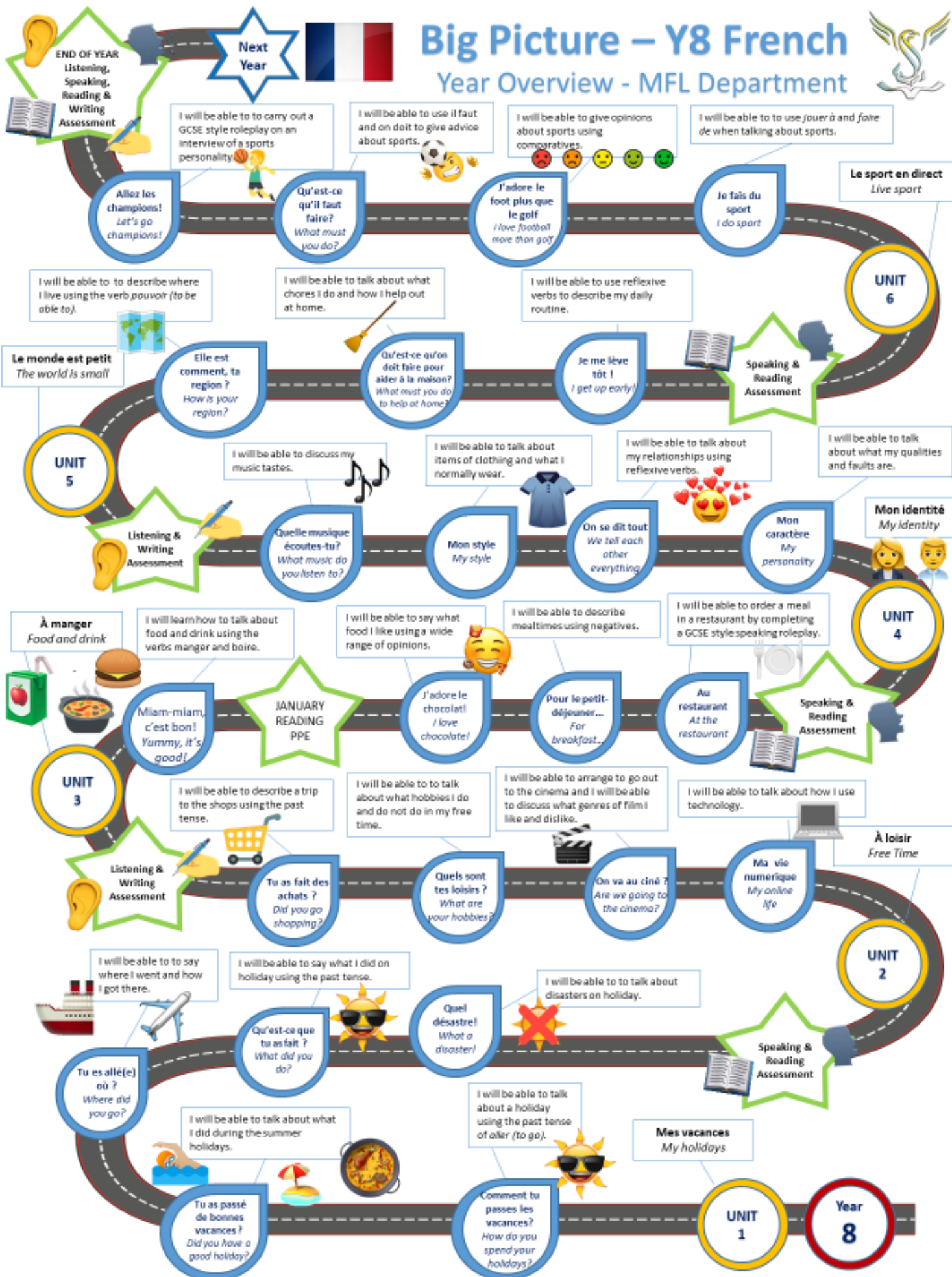
Class Teacher

YEAR 8 FRENCH

SPRING 2 BLENDED LEARNING BOOKLET LEARNING OVERVIEW

Mon identité (My identity)

<u>PAGE TITLE</u>	<u>LEARNING INTENTION</u>	<u>PAGE NUMBER</u>
<u>Big picture - Year 8 French</u>		3
<u>Zoom out - Year 8 French Spring 2</u>		4
Lesson 1: <u>Je suis drôle</u>	Objectif: To be able to use varied adjectives to describe my personality	5
Lesson 2: Mon caractère	Objectif: To be able to talk about what my qualities and faults are	7
Lesson 3: On se dit tout	Objectif : To be able to talk about my relationships using reflexive verbs	9
Lesson 4: Mon style	Objectif: to be able to talk about clothes using the near future tense	11
Lesson 5: Quelle musique écoutes-tu ?	Objectif : To be able to talk about my music tastes	13
Lesson 6: Assessment Preparation	Objectif: To prepare for our Spring 2 assessment.	15
<u>Knowledge Organiser</u>		17
<u>Assessment</u>		18
<u>Assessment Ladder</u>		23



ZOOM IN

MY LEARNING JOURNEY:

Subject: French Year: 8 Unit: 4
 Mon identité (My identity)

AIMS

- To be able to talk about personality
- To be able to talk about relationships
- To be able to talk about music
- To be able to talk about clothes
- To be able to talk about my passions
- To be able to talk about the different regions

DEVELOPING COURAGE

- C** be **confident** to ask more questions.
- O** take the **opportunity** to join an MFL club.
- U** show **unity** through group and pair activities.
- R** **recognise** excellent peer support.
- A** show **appreciation** of peer work.
- G** recognise **generosity** through excellent peer support and support from language assistant.
- E** celebrate **enjoyment** in learning Spanish – (Person of the Term competition, *Memrise* and *This is Language* at home, MFL challenges)

PREVIOUS LEARNING

-
-
-
-
-
-
-
-

WHAT WE KNOW/ REMEMBER

-
-
-
-
-

.

UP NEXT

- I will learn how to talk about sports and sporting qualities using jouer, faire, comparatives and the imperative.

CAREERS

- Online vlogger
- Influencer
- Fashion designer
- Journalist

PERSONAL OBJECTIVES

-
-
-
-
-
-
-
-
-
-

RECOMMENDED READING

An extract from *Les Triplés* – (comic-strip)

Module 4, Mon identité: Lesson 1:

Je suis drôle

Objectif: To be able to use varied adjectives to describe my personality

Pour commencer

Complete the table with the different form of the verb ETRE - TO BE

If you need help, watch this video and listen to the verb être song, it's very catchy!

<https://www.youtube.com/watch?v=JxYaUXcH-Uo&pbjreload=101>

I am	__ __ suis
You are	Tu __ __
He is	Il __ __
_____	Elle est
We are	_____ sommes
You are (plural)	V__ __ t__ __
They are (masc.)	__ __ __ sont
They are (fem.)	_____

Le Défi

How do you know if the adjective is masculine or feminine in the following sentences?

- Je suis grande.
- Je suis intelligent.
- Nous sommes bavards.

Super Défi

Translate into French:

I am a bit shy but my sister is very chatty.
I get on well with my parents because they are kind.

Activity 1 :

Activité de lire

Match up the emojis to the adjectives in French. Use your KO in your booklet to find out what they mean and write their English translation. Then try and write down their feminine form.



Super Défi

Can you work out the ending for the feminine form of the following **irregular** adjectives?
vieil (old) - heureux (happy) - sportif (sporty)
penseur (thoughtful) - mignon (cute)

	Masculine	Feminine- Défi	English
8	a. patient	patiente	patient
	b. débrouillard		
	c. intelligent		
	d. sociable		
	e. pessimiste		
	f. drôle		
	g. pénible		
	h. gentil		
	i. paresseux		
	j. curieux		


Activity 2 : Follow or copy the link below to practise adjectives of personality. First do the **Flashcards** and **learn** activities then the **match** or **gravity** game.


<https://quizlet.com/gb/563091901/mon-caractere-flash-cards/>

Activity 3 :


Activité de lire

Read the personality description for Bart, Lisa and Homer Simpson and fill in the blanks using the adjectives in the box. You may have to change the ending for Lisa !






Salut! Je m'appelle Bart et je suis très d _____ mais aussi un peu p _____ parfois! Je suis assez sportif et je pense que je suis vraiment d _____ !



Bonjour, moi c'est Lisa et je suis la petite soeur de Bart. Je suis super _____ et aussi très _____. Je ne suis pas vraiment _____ et je ne suis jamais _____.



Je suis Homer, le père de Bart et Lisa. Je suis souvent _____ et je ne suis pas vraiment _____. Je pense que je suis assez _____ et j'adore passer du temps avec ma famille

Choose from the adjectives in this box, each one is only used once.
TIP: look up their meaning first!

**paresseux - gentil - drôle
 pessimiste - débrouillard
 intelligent - pénible - égoïste
 curieux - sociable**


Le Défi

Choose one of the descriptions and translate it into English.

Activity 4 :

Activité d'écrire

Make up sentences by finding first the breaks between words, then write it down. Next write the English translation



1) jesuistrèsparesseuxmaissympaetjadoremesamisetmafamille

- **Broken down sentence: Je suis ...**

- **English: I am ...**

2) monfrèrestunpeutimidemaisilnestpasdutouttêtu

3) macopineestdetempsentempspéniblemaisellenestjamaiségoïste

4) jadoremaseurparcequ'elleestmarrantemaiselleestparmomentspénibleetassezstupide

TIP:
Remember to add capital letters, full stops and apostrophes!

Le Défi

Write a description of your own personality, include at least 1 negative and 1 intensifier.

Super Défi

Describe a family member or a friend, include varied adjectives, negatives, intensifiers and opinion phrases.

Module 4, Mon identité: Lesson 2:

Mon caractère

Objectif: To be able to talk about what my qualities and faults are.

Pour commencer

Match up the questions to the answers.

- | | |
|---|--|
| 1. Comment s'appelle ton meilleur ami? | a. J'aime jouer avec mes copains. |
| 2. Quelles langues parles-tu? | b. Je suis assez paresseux. |
| 3. Quelles sont tes qualités? | c. Mon meilleur ami s'appelle Pierre. |
| 4. Quels sont tes défauts? | d. Je retrouve mes copains le samedi. |
| 5. Qu'est-ce que tu aimes faire? | e. Je suis vraiment sympa. |
| 6. De quoi parles-tu avec tes copains? | f. Je parle anglais et un peu français. |
| 7. Avec qui aimes-tu jouer? | g. Je parle souvent de sport avec mes copains. |
| 8. Quand retrouves-tu tes copains? | h. J'aime jouer aux jeux vidéo tous les jours. |

Le Défi

Find out what the **question words in bold** mean.


Super Défi

Translate the answers into English.

Activity 1 :

Activité de lire

Read this text about Céline and her friends and answer the questions.



Salut! Je m'appelle Marion et je suis une actrice française. A mon avis, je suis assez débrouillarde et c'est important pour ma carrière. Je suis aussi très optimiste mais je ne suis jamais égoïste! Ma meilleure amie s'appelle Emilie, j'aime bien la retrouver le weekend. On parle de tout! Elle est toujours patiente et je pense qu'elle est aussi super gentille. De temps en temps on fait du shopping et la semaine dernière on est allées au centre commercial, c'était génial. Mais d'habitude on se retrouve à la maison et on passe des heures à parler de mode et de musique. On s'entend tellement bien!

1. Find 1 quality and 1 fault that Marion mentions about herself.
2. Who is Emilie?
3. What does Marion say about Emilie's personality?
4. Mention 2 activities they like to do together.
5. Where did they go last week?
6. Highlight 3 different intensifiers.
7. Highlight 3 time/frequency phrases

Le Défi

Find in the text:

- in my opinion
- to meet her
- we went
- so (well)

Super Défi

Find out a little bit more about Marion Cotillard: How old is she? Where was she born? What movies did she star in? Have you heard of or seen any of them?

Activity 2 :

Activité de traduction

Translate one of the texts into French, choose your difficulty level!

My name is Paul and I am very kind and funny. I am not lazy but sometimes I am a bit selfish. My best friend is called Kyle and he is really intelligent! We often talk about sports and video games, it is fun!
Last weekend I went to the park and I played football with my friends, it was great!

Le Défi

Hello, my name is Paul and I am quite sporty. My favourite sport is football and we often play in the park with my friends. In my opinion, I am very sociable and I am never lazy. My friends think that I am also kind but sometimes annoying! With my best friend Kyle, we talk about everything and we often play video games, it's a lot of fun. Last weekend we went to the cinema but I didn't like the movie, what a shame. On Saturday I am going to go to the shopping centre and I am going to buy a new video game, it is going to be great!

TIP:

Remember that there are 3 forms of 'my' in French: mon, ma, mes

Super Défi

Write a similar text about yourself! Use DORC sentences and try to include 3 tenses.

Activity 3 : Follow the link below and complete the test, take a picture at the end and upload it to Classcharts !

<https://www.greenshawlearningtrust.co.uk/virtual-curriculum?group=66&lesson=251>

Activity 4 :

Activité d'écriture

Choose 5 of the questions below to answer about yourself, use all the activities you did today to help you!

Make sure to use DORC sentences - Detail, Opinion, Reason, Connective.



1. Comment s'appelle ton meilleur ami?
2. Quelles langues parles-tu?
3. Quelles sont tes qualités?
4. Quels sont tes défauts?
5. Qu'est-ce que tu aimes faire?
6. De quoi parles-tu avec tes copains?
7. Avec qui aimes-tu jouer?
8. Quand retrouves-tu tes copains?

Le Défi

Answer all the questions in the form of a paragraph with varied connectives, intensifiers and time/frequency phrases.

Super Défi

Give examples of what you did with your friends using the past tense, and of what you are going to do using the near future tense.

Module 4, Mon identité: Lesson 3:

On se dit tout

Objectif: To be able to talk about my relationships using reflexive verbs.

Pour commencer

Who do you think would get on best? Make up the pairs and explain why in English.

Je ne suis pas du tout paresseux. J'aime les sciences et les gadgets. Je passe des heures en ligne. **Martin**

Je suis très sociable. J'aime le théâtre mais j'ai horreur des arts martiaux. Je passe des heures à discuter avec des gens. **Kelly**

Moi je suis drôle, je passe des heures à rigoler avec mes copains. On parle de films, de musique et de jeux vidéo. **Gabriel**

Je parle français, arabe et espagnol. J'aime beaucoup partir en vacances. **Rabah**

Je suis curieuse. J'adore voyager et découvrir d'autres cultures. C'est fascinant! J'ai déjà visité le Brésil. **Camille**

J'aime tout ce qui est informatique. Je passe des heures sur mon ordi et sur mon portable. Hier j'ai surfé sur internet pendant trois heures! **Anita**

Le Défi

Who do you think would get on the worst? Why?

Super Défi

Explain your reasoning for each pairing in French.

Activity 1:

Activité de lire

Match up the sentences with the pictures, use your KO for support if needed.



1. Je m'entends très bien avec mon frère
2. Je me dispute souvent avec mes parents
3. Je m'amuse bien avec mes copains
4. Je me chamaille avec mon demi-frère
5. Je me fâche avec ma petite sœur
6. Avec mes copines, on se dit tout, on se confie des secrets

Le Défi

Find in the text:
- in my opinion
- to meet her

Super Défi

Find out a little bit more about Marion Cotillard - how old?

Activity 3: Follow the link below for a Quizlet activity to practise the vocabulary. First do the Learn activity then either the Match or Gravity game.

<https://quizlet.com/gb/560704749/on-se-dit-tout-flash-cards/>

Activity 4:

Activité de grammaire

Reflexive pronouns

Before each reflexive verb, there is the reflexive pronoun 'se'. These keywords are **different** to others because the pronoun must **match** the subject

For example, when the subject of the sentence is 'je', the pronoun changes to 'me'.

See the list below to check what each pronoun changes to for the different subjects

- Je + me / m'
- Tu + te / t'
- Il / elle / on + se / s'
- Nous + nous
- Vous + vous
- Ils / elles + se / s'

Example:

We get angry → nous **nous** fâchons

Le Défi

Translate the sentences on the right into English.

Super Défi

Translate into French: I get on well with my best friend Lisa, we share secrets and we have fun.

Reflexive verbs

- Reflexive verbs use a special pronoun to make the action of the verb reflect back onto the subject.
- Je **me** fâche – I anger myself (I get angry)
- The infinitives start with "se" to indicate that you need to include the right pronoun when you conjugate it!
- « se disputer » (to fight each other)

Read all the info about reflexive verbs and pronouns and make notes. Then fill in the blanks in the sentences below with the correct reflexive pronoun.

- 1) Je ____ entends très bien avec mes parents.
- 2) Nous ____ amusons bien.
- 3) Elle ____ fâche avec son petit frère.
- 4) Vous ____ confiez des secrets.
- 5) Ils ____ disputent souvent avec ses amis.
- 6) Il ____ chahute avec sa sœur tout le temps.

Activity 5:

Activité d'écrire

1. I argue with my parents sometimes because they are stricts.
2. I get angry with my friends rarely since they are funny.
3. I get on well with my friend all the time because she is kind.
4. I squabble with my sister often given that she is annoying.
5. I have fun with my dad from time to time seeing that he is patient.



Rock climbing translation: start at the bottom of the grid and make your way up to the top, choosing 1 option from each row to translate the sentences at the top.

ils sont drôles.	elle est gentille.	elle est pénible.	Ils sont stricts.	il est patient.
parce que	car	vu que	puisque	étant donné que
de temps en temps	tout le temps	souvent	parfois	rarement
avec mes parents	avec ma sœur	avec mes copains	avec mon père	avec ma copine
Je m'entends bien	Je me dispute	Je m'amuse	Je me chahute	Je me fâche

Le Défi

Make up your own sentence using the words from the grid, write the French and the English.

Super Défi

Write a couple of DORC sentences to talk about who you get on/don't get on with.

Module 4, Mon identité: Lesson 4:

Mon style


Objectif: to be able to talk about clothes using the near future tense.

Pour commencer


Complete the wordsearch and look up the words you don't know.

2

Cherche les mots dans la grille :



MAILLÔT DE BAIN
SURVÊTEMENT
CASQUETTE
PYJAMA
SALOPETTE



BASKETS
MANTEAU
CRAVATE
VESTE
JEAN

Le Défi

Do you remember how to say:

- to wear:
- I wear:
- I wore:
- I'm going to wear:
- I would like to wear:

Activity 1:

Activité de lire

Match up the descriptions to Lady Gaga's outfits. Not all pictures will be used.




mardi: Ce jour-la, elle a été vue portant un pantalon noir assez à la mode et une veste jaune très bizarre. Ce n'était pas mal mais c'était un peu moche.

jeudi: Elle était à New York pour signer des disques chez Barney's. Elle était très branchée. Elle portait une robe rouge (en viande!) avec un chapeau, un sac et des chaussures assortis. C'était très chic!

lundi: Lady Gaga a été aperçue à l'aéroport de Roissy. Elle portait un pantalon noir troué, un petit haut blanc et une veste noire horrible. Aussi, elle portait des chaussures noires qui n'étaient pas trop mal.

mercredi: Elle était aux MTV Music Awards à Belfast. C'était une catastrophe. Elle portait un pantalon noir assez large avec un t-shirt blanc qui était très sale. Aussi, elle portait une veste noire assez chic mais trop grande pour elle.

vendredi: En sortant de son studio de danse, elle portait une robe rayée noire et jaune, assez démodée avec des lunettes de soleil noires. C'était horrible!



Super Défi

Write a description for the image not used!

day	photo	défi: extra details
Monday		
Tuesday		
Wednesday		
Thursday		
Friday		


Activity 2: follow the link below to the Oak National Academy's lesson on the near future. Make notes and complete the tasks in your book, take a picture and upload to Classcharts.


<https://classroom.thenational.academy/lessons/express-future-intentions-part-12-61k3je>

Activity 3:

Activité de lire

Read Elodie's text about what she likes to wear and answer the questions.





Salut! Je m'appelle Elodie et je suis fan de mode, c'est super important pour moi. Normalement je porte un jean bleu avec un t-shirt moulant blanc, une veste en laine et des bottes à talons marron. J'aime bien ajouter des accessoires aussi comme un sac ou un joli bracelet.

Le weekend j'ai un style plus décontracté et je porte souvent un sweat à capuche et des baskets de marque. Pour l'anniversaire de ma meilleure amie, on va faire la fête et on va danser. Je vais porter un haut rose pale et une mini jupe noire avec des chaussures noires aussi. Ce sera très chic et confortable.

1. Highlight or underline all items of clothing in the text.
2. Highlight or underline all adjectives in a different colour.
3. What is Elodie's opinion on fashion?
4. What does she usually wear?
5. What does she say about her weekend style?
6. What special event is she going to go to soon?
7. What is she going to do?
8. What is she going to wear?

Le Défi

Using the vocab from the text, how would you say in French:

- skinny jeans
- a branded bag
- a woolen skirt


Super Défi

Write a couple of sentences using the near future tense as if you were Elodie and describe your outfit for a family event.

Activity 4:

Activité d'écrire

Write about your style and what you like to wear, remember to use DORC sentences and varied vocab.



- Describe what you wear on a normal day - it could be your school uniform!

Normalement je porte...

- Describe what you like to wear at the weekend.

Le weekend j'aime porter...

- Describe what you are going to wear for a special event, for example your birthday!

Pour mon anniversaire je vais porter...

Le Défi

try and include more complex adjectives, fabrics and patterns to describe your outfits.

Use the near future to say what you are going to do for your birthday.

Je vais manger/jouer...

Super Défi

Use the conditional tense to say what you would like to wear at school if you had the choice!

Je voudrais porter...

Module 4, Mon identité: Lesson 5:


Quelle musique écoutes-tu ?

Objectif: To be able to talk about my music tastes.

Pour commencer

1. le hard-rock
2. le pop-rock
3. la musique classique
4. le jazz
5. le rap
6. le R'n'B
7. le raï
8. la K-pop

Match up the French and the pictures.




Le Défi

You might be surprised but you already know some French bands, singers and musicians! Look up **Daft Punk** for example. Can you think of any other?

Activity 1:

Activité de lire

Read what these people are saying about different bands, singers and types of music and find the expressions in the texts.



Moi j'adore la musique R'n'B, surtout Beyoncé. Sa voix est vraiment mélodieuse et ses chansons me donnent envie de chanter.

Mon groupe préféré c'est BTS, j'ai acheté leur dernier album et je les ai déjà vus en concert. Les choréographies sont fantastiques.

Je n'aime pas beaucoup les chansons d'Adèle la musique est sympa mais les paroles me donnent envie de pleurer.

A mon avis, la musique Classique est hyper ennuyeuse, elle me donne envie de dormir! Je préfère le rock, par exemple Greenday, c'est génial.

Find the expressions in French in the texts for:

- her voice
- her songs
- make me feel like singing
- I bought
- I saw them
- the lyrics
- makes me feel like sleeping

Le Défi

Translate the first two texts.

Super Défi

Write a couple of DORC sentences about your favourite singer/band, say why you like them.

Activity 2:

Activité d'écriture

Imagine that you are an X Factor judge. Look up and listen to the songs on the right and make notes (in French) about them. Use some of the following vocabulary to help you:

J'aime/J'adore/Je n'aime pas/Je déteste...

les paroles
les mélodies
la vidéo
le chanteur/chanteuse
la chanson
la chorégraphie
sa voix



Ça me rend...

joyeux/ joyeuse
triste

Ça me donne envie de...

chanter
danser
dormir



1. Stomae - Papaoutai
2. Black M Feat. Gims - Cesar
3. Mika - Elle me dit
4. Cheb Khaled - Aïcha
5. Indila - Dernière danse

Le Défi

Find a French song (not from the list) that you like and explain why in French.

Activity 3: Follow the link below to practise the vocab for this lesson. Do the Learn activity first then either the Match or Gravity game.

<https://quizlet.com/gb/563331502/la-musique-flash-cards/>

Activity 4:

Activité de traduction

Translate one of the two texts, choose your difficulty level!



Je n'ai pas de chanteur ou de groupe préféré, j'écoute beaucoup de musiques différentes. Le matin avant d'aller au collège, j'écoute souvent de la pop ou du rock parce que ça me donne de l'énergie. Mais quand je fais mes devoirs, j'aime écouter du jazz ou de la musique classique car ça m'aide à me concentrer.

Super Défi

Write about what music a friend/family member likes and give your opinion.

Le Défi

My favourite singer is called Indila, her voice is fantastique and the lyrics make me feel like crying. However I hate rap music, my brother loves rap and it is always very loud and annoying. Last year I went to a music festival and I listened to some folk music, it was quite interesting.

Module 4, Mon identité: Lesson 6:

Assessment preparation

Objectif: To prepare for our Spring 2 assessment.

Pour commencer

Complete the wordsearch, tick the words as you find them and write the English too



☒ PARESSEUX
☐ INTELLIGENT
☐ MALADROIT
☐ ENNUYEUX
☐ MÉCHANT



☐ AMUSANT
☐ SPORTIF
☐ BAVARD
☐ GENTIL
☐ BÊTE

paresseux =
 intelligent =
 maladroit =
 ennuyeux =
 méchant =

amusant =
 sportif =
 bavard =
 gentil =
 bête =

Activity 1 :

Activité de lire

Read what these people are saying about different bands, singers and types of music and find the expressions in the texts .



Moi, j'écoute de la musique, tout le temps et partout. Je crois que la musique me définit. C'est ma passion. Mes amis et moi, on a les mêmes goûts, en général. On écoute du R'n'B et du rap. Avec mes copains, on s'envoie de la musique par Bluetooth. C'est pratique parce qu'on peut écouter beaucoup d'artistes différents. Je télécharge aussi beaucoup de musique. Hier, par exemple, j'ai téléchargé un album de Beck.

La musique, pour moi, c'est un moyen d'expression. Quand je suis triste, j'écoute de la musique. Quand je sors avec mes amis, on écoute de la musique et on s'éclate! La musique, c'est un truc sympa.

1. Where does he listen to music?
2. What is his passion?
3. What does he listen to with his friends?
4. How does he use Bluetooth?
5. Why does he think it's practical?
6. What did he do yesterday?
7. What does he do when he is feeling sad?
8. What does he do when he goes out with his friends?
9. What does he think about music in general?

Le Défi

Translate the last paragraph.

Super Défi


Use the perfect tense to talk about what you did with your friends yesterday.
Hier... J'ai joué...on a écouté...

Activity 2 :

Activité de lire

Match the items of clothing with the pictures, write the letter s in the boxes. Then colour in the clothes as described.

- 1) une chemise blanche ☐
- 2) un tee-shirt rouge ☐
- 3) un blouson gris ☐
- 4) une jupe bleue ☐
- 5) une robe rouge ☐
- 6) un pantalon noir ☐
- 7) un jean bleu ☐
- 8) un short jaune ☐
- 9) un sweat vert ☐
- 10) des chaussures marron ☐
- 11) des baskets bleus ☐
- 12) un maillot de bain jaune ☐
- 13) des lunettes de soleil rose ☐
- 14) une valise violette ☐



Activity 3 : Follow the link below to review the vocabulary to talk about personality traits, spend around 10 minutes on any activity you would prefer. The login details are samfl/stewards

<https://www.linguascope.com/secure/students/beginner/topic.php?language=french&topic=personality>

Activity 4 :

Activité de traduction

Tangled translation: translate the 'Franglish' text into French and English.



ENGLISH

Je m'entends well avec my sister, on speak de films and magazines, elle est really sympa with moi.
Ma meilleure friend s'appelle Julie and we like écouter de la music et sometimes play aux jeux video. We share des secrets et on talk de tout!
Julie est fun and also very intelligente.
The weekend dernier, on a watched un movie, c'était a little boring.

FRANÇAIS

Super Défi

Use the past tense to say what you did with your friends last weekend.

Le Défi

Describe your relationship with your best friend, say what you do together, use DORC sentences!

Mon caractère	My character
je suis ...	I am ...
tu es...	you are ...
il est...	he is...
elle est...	she is...
je ne suis pas ...	I'm not ...
Mon meilleur ami /Ma meilleure amie est...	My best friend is ...
drôle	funny
égoïste	selfish
intelligent(e)	intelligent
paresseux / paresseuse	lazy
patient(e)	patient
pénible	annoying
sympa	nice
timide	shy
sportif/sportive	sporty
mon frère	my brother
ma sœur	my sister
mes parents	my parents

Knowledge Organiser
Année 8
Printemps 2 Mon identité

La musique	Music
Quelle musique écoutes-tu?	What music do you listen to?
J'écoute du R'n'B	I listen to R'n'B.
J'écoute du rap.	I listen to rap.
J'écoute du jazz.	I listen to jazz.
J'écoute du pop-rock.	I listen to pop.
J'écoute de la musique classique.	I listen to classical music.
J'écoute beaucoup d'artistes différents.	I listen to lots of different artists.
J'aime la musique de X.	I like X's music.
Je n'aime pas la musique de X.	I don't like X's music.
Mon groupe préféré c'est ...	My favourite group is...
Mon chanteur préféré...	My favourite (male) singer is...
Ma chanteuse préférée c'est ...	My favourite (female) singer is...
J'adore la chanson ...	I love the song...
les mélodies	the tunes
les paroles	the words

Ma bande de copains	My group of friends
Tu fais quoi avec tes copains/copines?	What do you do with your friends?
On écoute de la musique.	We listen to music.
On joue à des jeux vidéo.	We play video games.
On va en ville.	We go to town.
On fait du shopping.	We go shopping.
On rigole.	We have fun.
Tu parles de quoi avec tes copains?	What do you talk about with your friends?
On parle de sport.	We talk about sport.
On parle de mode.	We talk about fashion.
On parle de films.	We talk about films.
Je fais beaucoup de choses.	I do lots of things.
On s'entend très bien.	We get on very well.

Les couleurs	Colours
beige	beige
blanc(he)	white
bleu (e)	blue
marron	brown
noir(e)	black
orange	orange
vert kaki	khaki

Les vêtements	Clothes
Qu'est-ce que tu vas porter à la fête?	What are you going to wear to the party?
Je vais porter...	I am going to wear...
des baskets	trainers
des bottes	boots
des chaussures (de skate)	shoes
une chemise	a shirt
un jean	jeans
une jupe	a skirt
un pantalon	trousers
un pull	a jumper
un sweat à capuche	a hoodie
un tee-shirt	a T-shirt
une veste	a jacket
les vêtements	clothes

Le weekend dernier	Last weekend
je suis allé(e) au stade.	I went to the stadium.
je suis allé(e) au parc.	I went to the park.
je suis allé(e) au café.	I went to the café.
je suis allé(e) en ville.	I went into town.
je suis allé(e) à un concert.	I went to a concert.
je suis allé(e) à la piscine.	I went to the swimming pool.
je suis allé(e) à Paris.	I went to Paris.
je suis allé(e) à la discothèque.	I went to a disco.
j'ai mangé des frites.	I ate chips.
j'ai écouté de la musique.	I listened to music.
j'ai regardé un match de foot.	I watched a football match.
j'ai dansé.	I danced.
j'ai joué au tennis.	I played tennis.
j'ai visité le musée du Louvre.	I visited the Louvre museum.
j'ai acheté un jean.	I bought a pair of jeans.
j'ai nagé.	I swam

Les mots essentiels	High-frequency words
avec	with
bien	well
comme d'hab	as usual
en général	in general
ensemble	together
ou	or
tout(e)	all, every
tout le temps	all the time
vraiment	really
où	where
ouah!	wow!
si	if

Ce weekend	This weekend
Ce weekend, je vais...	This weekend I'm going...
manger au restaurant.	to eat in a restaurant.
aller en ville.	to go into town.
jouer au foot.	to play football.
faire du camping.	to go camping.
aller au cinéma.	to go to the cinema.
faire de la rando.	to go hiking.

Nom:

Classe:









Prof:

Année 8
Printemps 2 Assessment
Mon identité

L= /36









Listening

1. Listen to what these people have bought recently. What has each person bought? Put a tick in the correct box.

	A 	B 	C 	D 	E 	F 	G 	H 
Example:					✓			
1								
2								
3								
4								
5								
6								

Marks /6

2. Listen to what these people like doing or talking about with their friends.
Write the correct letter in the space provided.

A 	B 	C 	D 
E 	F 	G 	H 

Example: B

1 _____ 2 _____ 3 _____ 4 _____ 5 _____ 6 _____

Marks /6

3. Listen to what Madeleine says about her friends. Write the correct word for each person.

	annoying		funny		intelligent		lazy
nice		patient		selfish		shy	sporty

Example: Philippe intelligent

1 Clara	_____	4 Florian	_____
2 Xavier	_____	5 Chantal	_____
3 Romane	_____	6 Samy	_____

Marks /6

4. Listen to what Mathéo says about himself. Complete the sentences by ticking the correct answer.

Example: His favourite pastime is

- a sport. ☐
- b TV. ☐
- c music. ☒

1 His favourite type of music is

- a rap. ☐
- b classical. ☐
- c rock. ☐

2 What he particularly likes about songs is

- a the words. ☐
- b the tunes. ☐
- c the guitar playing. ☐

3 He likes

- a going to concerts. ☐
- b buying CDs. ☐
- c downloading music. ☐

4 He likes to wear

- a jeans and a jacket. ☐
- b trousers and a jumper. ☐
- c jeans and a T-shirt. ☐

5 He likes to talk to his friend Guy about

- a sport. ☐
- b films. ☐
- c fashion. ☐

6 At the weekend Mathéo and Guy like to

- a play football. ☐
- b go swimming. ☐
- c go hiking. ☐

Marks	/6
--------------	-----------

5. Listen to Victoria talking about what she likes doing. Tick the 6 things that she says she likes.

Example:



A


☐

E


☐

☐

☐

E


☐

F


☐

G


☐

H


☐

I


☐

J


☐

K


☐

L


☐

6. Listen to Luc talking about what he does with his friends. Complete the sentences by choosing from the phrases given. Write the correct letter.

Example: Luc and his friends do lots of things i.

1 Normally on Saturday he goes

_____.

2 Last Saturday he went

_____.

3 He bought

_____.

4 In the evening he wore

_____.

5 On Sunday he usually goes

_____.

6 Last Sunday he went

_____.

a to the café

b hiking

c to the park

d trousers, a shirt and shoes

e some trainers

f to the cinema

g some shoes

h to a football match

i at the weekend

j jeans, a hoodie and trainers

Marks /6

Attainment Band :	Printemps 2: Mon identité			
	Listening	Speaking	Reading	Writing
Yellow Plus Three Tenses	Demonstrates understanding of short and longer passages which include opinions with reasons in the present, the past and the future, spoken clearly. Transcribes sentences.	Takes part in longer conversations, expressing and justifying opinions, giving detail and uses the present, the past and the future tenses. Shows spontaneity by asking questions, and expanding answers. Uses increasingly accurate pronunciation and intonation.	Shows understanding of a range of short and longer texts (e.g. adapted adverts, information leaflets, poems and songs) which include opinions in the present, the past and the future tense. Translates short passages into English.	Writes short texts in a range of contexts, giving and seeking information and opinions using the present, the past and the future tense. Translates longer sentences into French.
Yellow Two Tenses	Shows understanding of a range of short passages which include opinions with basic reasons, in either the present and the past, or the present and the future tense. Transcribes short sentences.	Takes part in short conversations on a range of topics giving opinions and reasons. Asks spontaneous questions. Uses the present and past or future tenses. Uses increasingly accurate pronunciation and intonation.	Shows understanding of a range of short and longer texts (e.g. adapted adverts, poems and songs) which include opinions in the present and past or future tense. Translates longer sentences into English.	Writes short texts giving and seeking information and opinions, using the present and past or future tense. Translate longer sentences into French.
Blue Longer Paragraphs with opinions	Shows understanding of the main points, opinions and some details in short passages in either the present or the future tense. Transcribes short phrases.	Takes part in simple conversations, using the present or future tense. Gives opinions and simple reasons. Gives information in short dialogues. Begins to speak spontaneously.	Shows understanding of the main points, opinions and overall message in short written texts (e.g. menus, short adverts, songs, simple poems), in the present or future tense. Translates simple sentences.	Writes short texts for different purposes using the present or the future tense. Expresses opinions and gives simple reasons. Translates simple sentences into French.
Green Shorter Paragraphs with opinions	Shows understanding of the main points and opinions from short passages spoken clearly in the present tense. Transcribes familiar words.	Asks and answers simple questions. Gives simple opinions. Takes part in brief dialogues, using short phrases using the present tense.	Shows understanding of the main points and opinions in short texts. Translates familiar words and short phrases into English.	Writes several short sentences giving information and expressing simple opinions. Translates familiar words and short phrases into French.
White Sentences	Shows understanding of a range of familiar phrases and opinions, spoken clearly.	Answers simple questions. Gives basic information and opinions.	Shows understanding of a range of familiar written phrases and opinions.	Writes a few short sentences with support, giving basic information. Writes some familiar words from memory.